

An ordinance providing for the placement of Speed Humps to help address excessive speed and unsafe driving practices within the corporate limits of the City of Blytheville and other essential items needed to for the safety and welfare of the citizens of the city.

Be it ordained by the City Council of the City of Blytheville, Arkansas:

SECTION ONE: PURPOSE

Speeding and unsafe driving practices on residential streets are a concern to the City of Blytheville residents. Excessive speeds jeopardize both safety and livability in the neighborhoods. This Ordinance provides for the installation of speed humps to calm traffic along neighborhood streets. Speed humps will be designed to meet the needs of a particular situation, and the actual features, spacing, layout and other elements of the overall design will be determined by the particular circumstances of the case under consideration. Of the various traffic devices used by municipalities to reduce speeds in residential areas, speed humps are self-enforcing and comparatively inexpensive to address speeding. This Ordinance is designed to provide reasonable opportunities for the installation of speed humps on specified types of residential streets based upon technical criteria, the degree of support from the residents along the proposed street, and the street conditions.

SECTION TWO: ELIGIBILITY REQUIREMENTS

For a street to be considered for speed hump installation in the City of Blytheville, the proposed street must meet the following technical guidelines:

- A. The proposed street must not be classified as a primary street as specified by City of Blytheville Street Specifications Ordinances;
- B. The proposed street should have no more than two traveling lanes, one in each direction, and not greater than 42 feet in width;
- C. Traffic volumes on the proposed street must be more than xxx vehicles per day, but less than xxx vehicles per day;
- D. The proposed street shall have a posted or prima facie speed limit of 35 mph or less as determined in accordance with state law or city ordinance;
- E. Street grades shall be eight percent (x%) or less approaching the hump;
- F. The 85th percentile speed of the traveling traffic on the proposed street must be equal to or greater than 10 mph over the posted or prima facie speed limit and a minimum 85% percentile of 30 mph. The 85% percentile speed means the speed at or below which 85% of the vehicles are traveling, as determined by a speed study;
- G. The street must not be an identified primary route for emergency response by local Police, Fire or EMS services; and
- H. If approved, the location guidelines as specified in Section 6 hereof could be met.

SECTION THREE: APPLICATION PROCEDURE

Individual residents or Neighborhood Associations (hereinafter referred to as applicant) can initiate requests for the installation of a speed hump along their street (Attachment 1). The request must be submitted in writing, including at least five (5) additional signatures (one per residence) of residents along the proposed street. Applications will be made available online or at the city collector’s office located at:

City of Blytheville
City Collectors Office
124 W. Walnut
Blytheville, AR 72315
870-763-7333

SECTION FOUR: SPEED HUMP EVALUATION

After an application for speed humps has been received, the City will initiate the following speed hump evaluation plan.

1. Street Department personnel will review applications for the eligibility requirements. Requestors will be notified if eligibility requirements are not met.
2. Eligible applications will be submitted to the Public Works Committee for a recommendation to the City Council.
3. Upon Council approval a speed hump will be installed in accordance with Design Standards and Location Procedures.

SECTION FIVE: DESIGN STANDARDS

Attachment 3 illustrates the speed hump design to be used by the City of Blytheville. Construction Details as follows:

1. Speed hump profile shall be parabolic or flat-topped raised pavement with 12' in length by 3" to 3 1/2" in height.
2. The speed humps shall be installed across the entire roadway to the lip of the gutter with the last one foot tapered flush with the pavement to minimize gutter running and to preserve drainage flows.
3. Devices may be installed to prevent vehicles from traveling around the speed hump.

SECTION SIX: LOCATION PROCEDURES

The City of Blytheville will determine the final location of all speed humps in accordance with these guidelines and safe traffic engineering principles.

1. Speed humps shall be placed from 50 to 200 feet away from intersections, stop signs or tight turns.
2. Speed humps shall be spaced from 200 to 400 feet apart to adequately manage speeds along the street.

SECTION SEVEN POSITIONING OF SPEED HUMPS

The final positioning of the device shall take into consideration the following which should be field verified prior to installation:

1. Speed humps shall not be installed in front of driveways. They should be at least 5 to 10 feet away from driveways.
2. Speed humps shall not be installed over, or contain, manholes, water valves or be located adjacent to fire hydrants.
3. Speed humps located near drainage inlets shall be installed downstream of storm drain inlet.
4. Speed humps should be located near street lights to illuminate them at night. Installation of humps should take advantage of existing or planned street lighting.
5. The City of Blytheville may restrict parking within 50 feet of the speed hump (on the approach sides) if deemed necessary.
6. The speed humps shall not be located in horizontal or vertical curves where visibility of the speed hump is limited, nor on approaches to these curves.
7. Speed humps shall not be installed within 300 feet of a traffic signal, stop sign or yield sign or within 75 feet of an uncontrolled intersection.

SECTION EIGHT PAVEMENT MARKINGS

One foot wide diagonal markings shall be painted on each hump at 6 feet on center. These stripes increase the visual impact of the speed hump by increasing motorist awareness. (Attachment 4)

SECTION NINE WARNING SIGNS

A temporary warning sign with flashing lights shall be installed when the speed hump is installed, and remain in place until all permanent signs and markings are installed. Permanent signs and markings shall be installed within two (2) weeks after installation of the speed hump. (Attachment 5)

1. A permanent 30' warning sign stating "Speed Hump" shall be installed to notify motorists of the speed hump.

2. Speed advisory signs stating the recommended speed limit (20 mph) shall be installed beneath the speed hump warning sign.
3. Location of warning signs shall be determined by the Police and Fire Committee.

SECTION TEN COST RESPONSIBILITY

The City of Blytheville will bear the responsibility of the cost for speed hump installation, including humps, signs, pavement markings, and if necessary, special design features such as delineators.

SECTION ELEVEN SPEED HUMP REMOVAL CRITERIA

Speed humps will be removed only when all the following criteria have been met:

1. The residents must apply for the removal of speed humps using the request form in Attachment 2.
2. The speed humps must have been in place for an adequate review period of no less than twenty-four months before considered for removal.
3. The same criteria for installing speed humps will be followed for the removal of speed humps.

NOW, THEREFORE BE IT ORDAINED BY THE CITY COUNCIL OF THE CITY OF BLYTHEVILLE, ARKANSAS:

The City Council of the City of Blytheville passes the above-defined ordinance involving the regulation and laws regarding control for the City of Blytheville and all ordinances in conflict shall hereby be repealed.

Adopted this _____ day of _____, 20__.

Approved: Mayor

Attested: City Clerk

Attachment 1
CITY OF BLYTHEVILLE
Application for Speed Humps

An individual may request for the City of Blytheville to install a speed hump or reduce speed limit along their neighborhood street. The request must be submitted in writing, including at least five (5) additional signatures (one per residence) of residents located along the proposed street.

Address of Proposed Location: _____

Description of Problem: _____

Name of Applicant: _____

Address: _____

Phone Numbers: _____ (Home) _____ (Work)

Please provide at least five (5) additional signatures from residents along the proposed street. These signatures must be from a household, business, school, etc. located along the proposed street.

Name	Address	Phone	Signature
1.	_____	_____	_____
2.	_____	_____	_____
3.	_____	_____	_____
4.	_____	_____	_____
5.	_____	_____	_____

Please forward this completed application to:

City of Blytheville
City Collectors Office
124 W. Walnut
Blytheville, AR 72315
870-763-7333

Please review the Ordinance for neighborhood speed humps online at www.cityofblytheville.com or at the City Clerk's Office.

Attachment 2
CITY OF BLYTHEVILLE
Application for Removal of Speed Humps

An individual may request for the City of Blytheville to remove a speed hump along their neighborhood street. The request must be submitted in writing, including at least five (5) additional signatures (one per residence) of residents located along the street.

Name of Street: _____

Description of Problem: _____

Name of Applicant: _____

Address: _____

Phone Numbers: _____ (Home) _____ (Work)

Please provide at least five (5) additional signatures from residents along the street. These signatures must be from a household, business, school, etc. located along the street.

Name	Address	Phone	Signature
1.	_____	_____	_____
2.	_____	_____	_____
3.	_____	_____	_____
4.	_____	_____	_____
5.	_____	_____	_____

Please forward this completed application to:

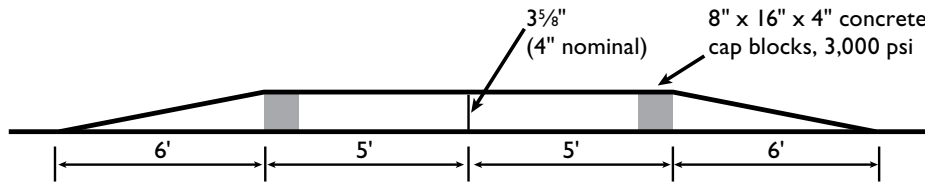
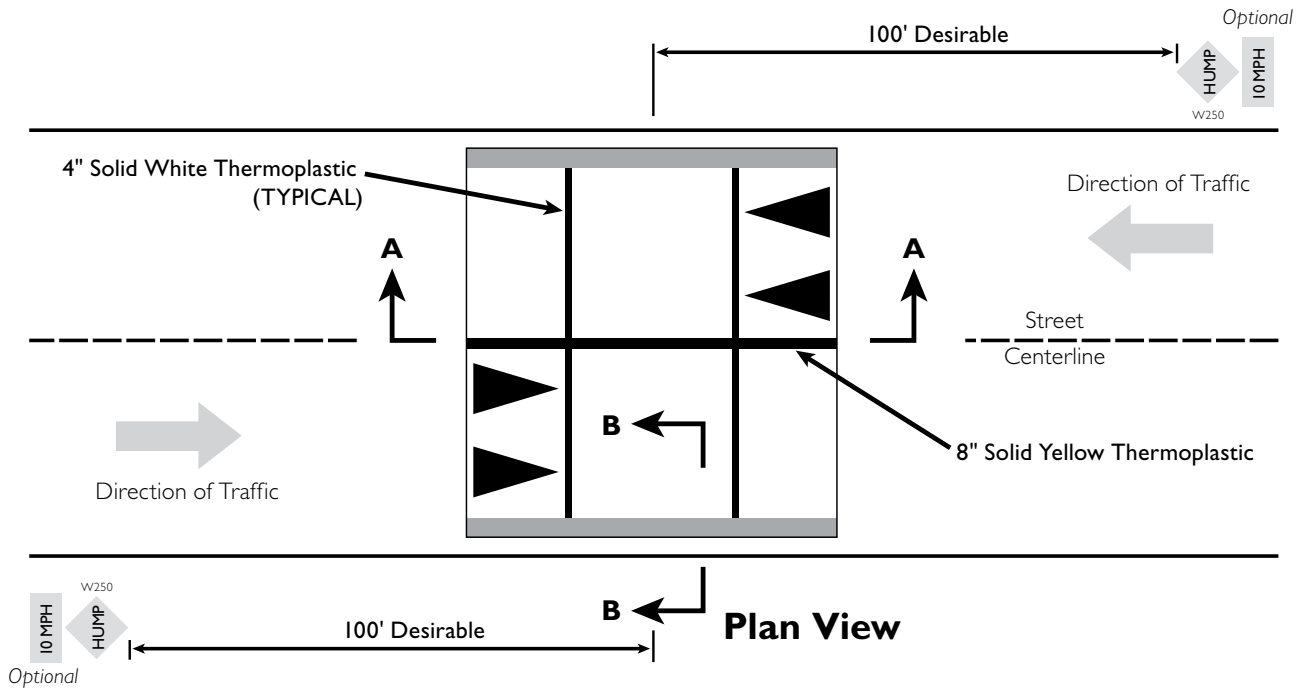
City of Blytheville
City Collectors Office
124 W. Walnut
Blytheville, AR 72315
870-763-7333

Please review the Ordinance for neighborhood speed hump removal online at www.cityofblytheville.com or at the City Clerk's Office.

City of Blytheville

Speed Humps Manual

Attachment 3 – Speed Hump Construction

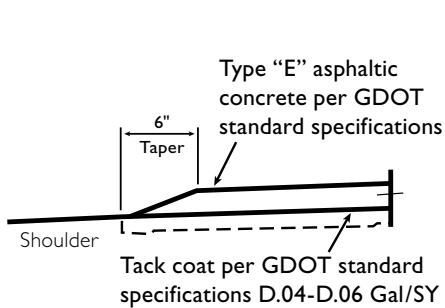


NOTES

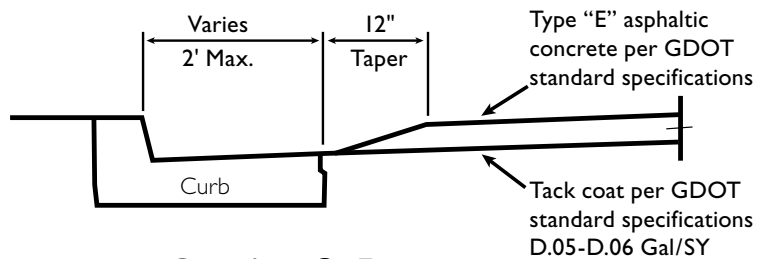
- Speed humps may only be placed on streets with grades less than 8%
- Speed humps shall be installed on "two-pass" streets only to ensure residential traffic only will traverse them

Section 3-A

Taper shall be 6" for road widths of 22" or less



Shoulder detail for streets without curbs

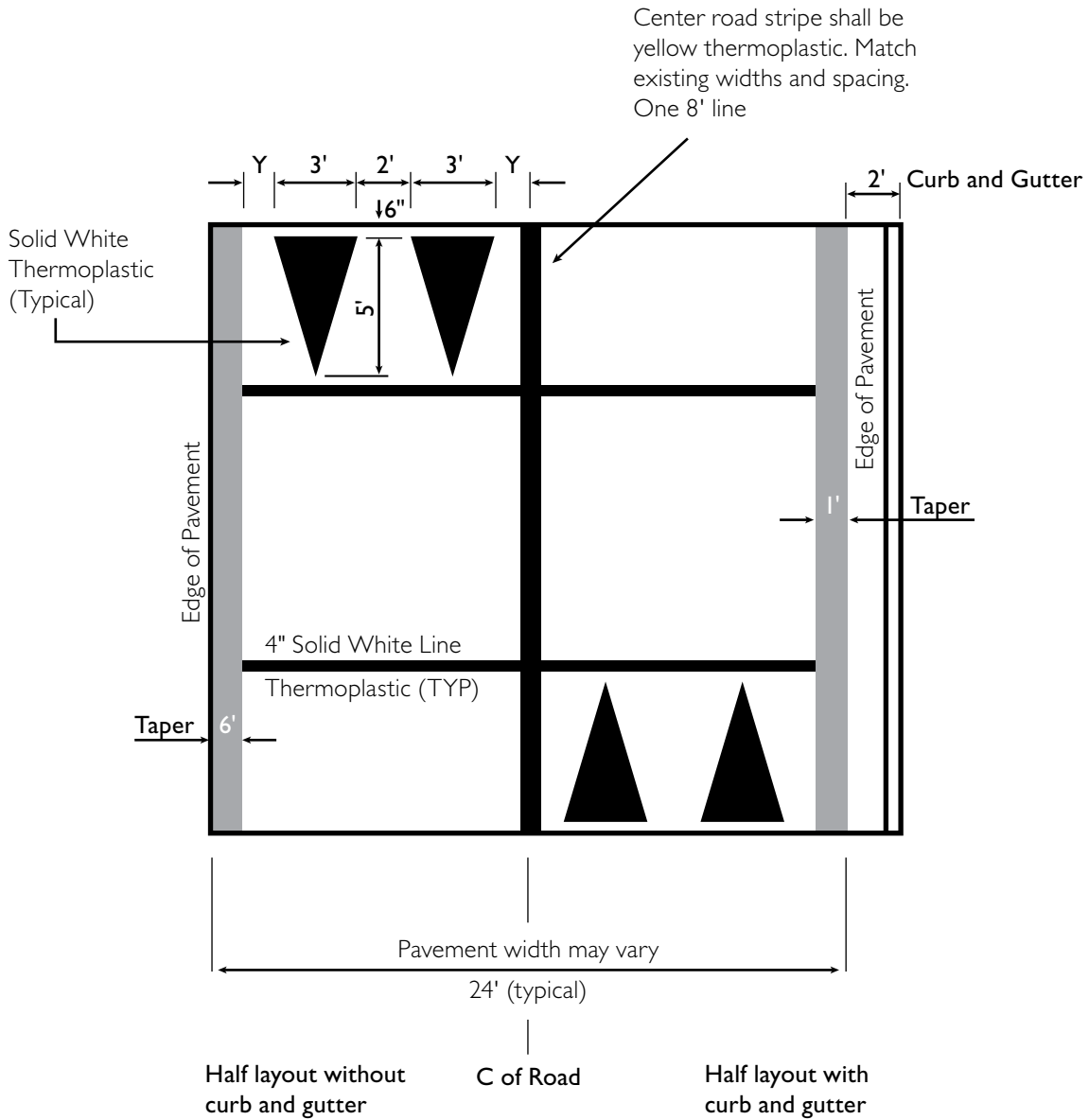


Section 3-B

City of Blytheville

Speed Humps Manual

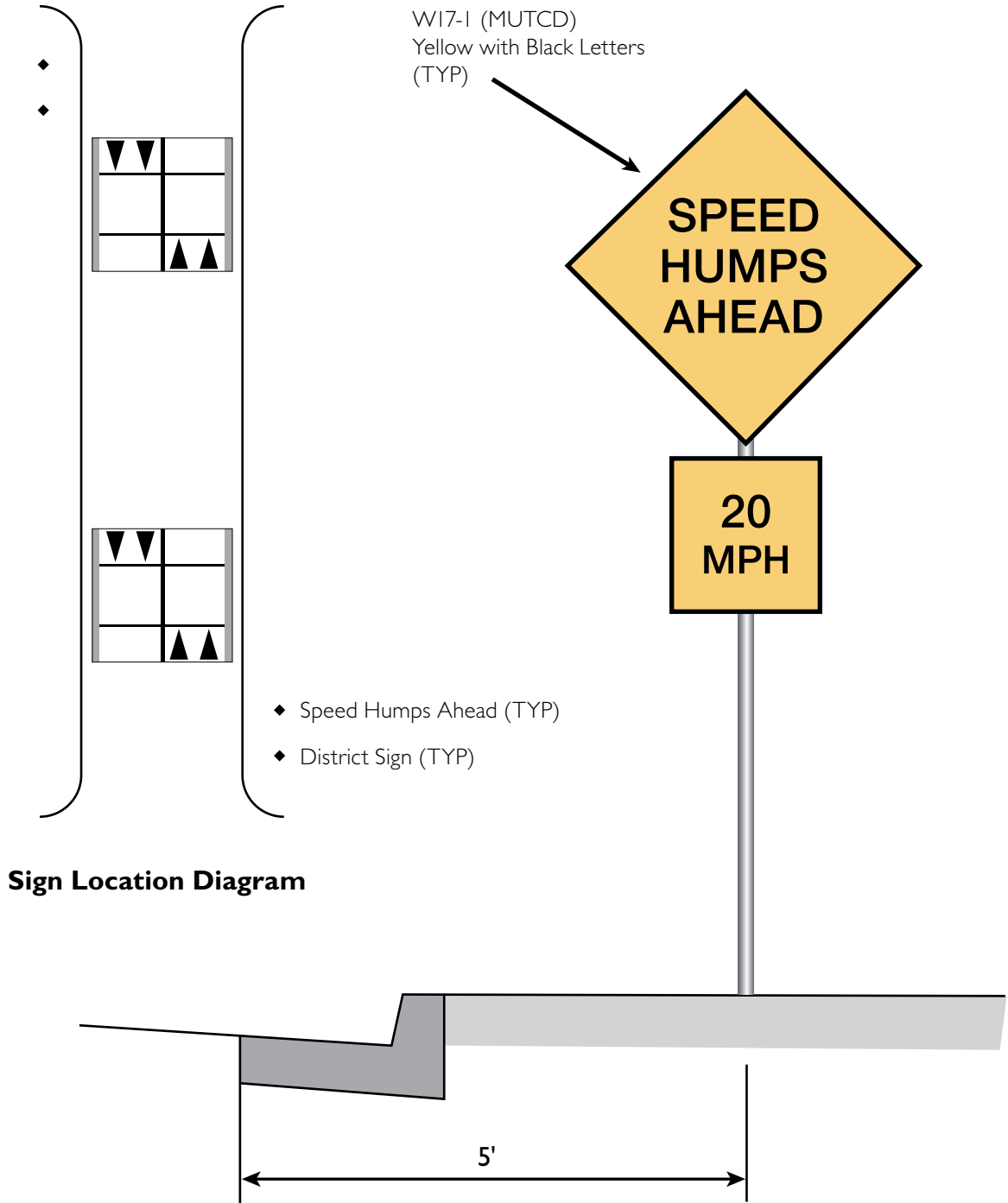
Attachment 4 – Speed Hump Pavement Marking Details



City of Blytheville

Speed Humps Manual

Attachment 5 – Sign Location Diagram



Sign Location Diagram